



FC BLANC is a **covering, cuttable transfer paper** (white background is not necessary). It's versatile and elastic and perfect for cutting even complex images. **FC BLANC** is printer friendly and gives excellent chromatic results.

DESCRIPTION:

Transfer paper for colored fabrics

TECHNICAL DATA:

FC BLANC is made of a 120 µm, 105 g/m² special plastic laminate release **paper liner**, a 60 µm, 70 g/m² **layer of heat melting polyurethane** and a 20 µm **polymeric finish**.

EQUIPMENT:


Color laser printer or copy machine + (possible) cutting plotter + heat press


APPLICATIONS:


Cotton and other natural or synthetic colored fabrics such as silk, satin, polyester and Lycra. Ideal for t-shirts, shoppers bag, caps and work apparel.




INSTRUCTIONS:


1  **Insert** the transfer paper in the printer's by-pass and set to thick paper or label printing mode (200-250 g/m²).
 Multicopy print. **Print in straight mode.**
 N.B. After printing, due to heat, the film could be too soft and may be difficult to remove from the liner.
 For this reason wait at least 15 seconds so that it will come off without problems.


2  **Cutting option.** If cutting of the printed image is required prepare the file image with reference marks as indicated in the plotter's software. Cut the film as follows: use a blade for common or reflective vinyl with a 0,25 mm offset, 90 g pressure and 5-10 cm/s speed.
 N.B. Cut only the film and weed away blank parts.

3  **Peel off** cut-out transfer from liner (without altering the film with the image) and place the transfer paper on the fabric with the **printed side up**. If you are lettering, remove printed parts from liner with a suitable heat proof application tape for transfer papers. Place a sheet of adhesive-proof tissue paper on the image. This isn't necessary when using application tape.

4  **With adhesive-proof tissue paper:**
 Manual and air press: 145°C/295°F for 15-20 seconds - pressure 4-5atm/medium-high

With application tape:
 Protect with a double layer of polyester cloth. Manual and air press: 150°C/300°F for 20-22 seconds - pressure 4-5atm/medium-high. **Press again** with adhesive-proof tissue paper (see step 6)

5  Remove tissue paper or application tape when cold.

6  **With application tape:**
 Press again for 15 seconds with adhesive-proof tissue paper for better washing resistance. Cold peel-off.

Printed fabric is machine washable at 30°C/86°F. Iron inside-out or protect. Improve washing resistance with FO PRO90 protective film. Ideal for work apparel. For further information contact your dealer.

Store in a cool dry place. Do not expose to direct sunlight. If properly stored the product will maintain its features for at least 2 years.

The instructions on this sheet are merely indicative and contain details concerning tests carried out in our laboratories with our equipment. Do your own testing. The manufacturer will replace defective material but is not responsible for any damage resulting from incorrect use.

*Available in packets containing letter, or legal size